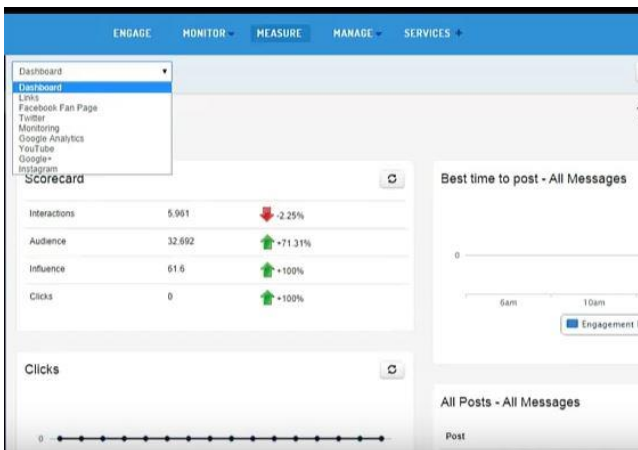
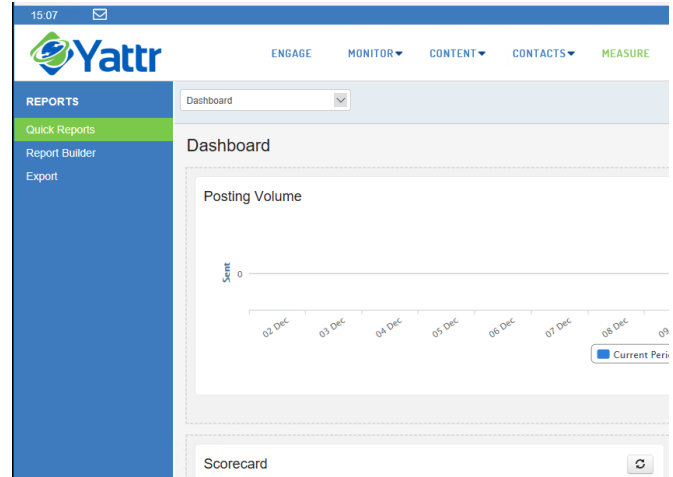
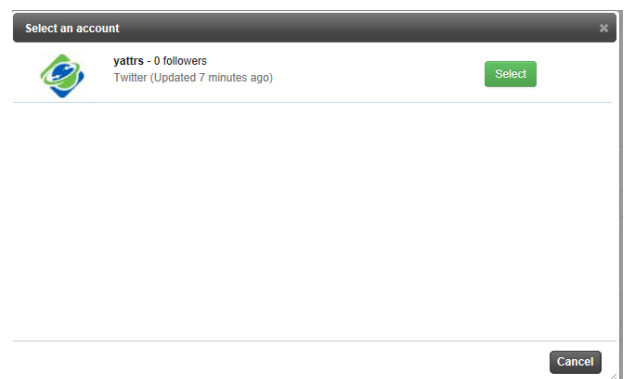


1) To access the 'Quick Reports' feature select the 'Measure' tab at the top of the page.

2) 'Quick Reports' is the default setting, and the main 'Dashboard' displays an overview of the Yattr user account activity.



3) To see activity for a particular service click the box at the top left of the dashboard to access the drop down menu and select the required option



4) A window will now display the services you have added to your account; select as required and the relevant report will be generated.

5) There are options to change the reporting period for 'Quick Reports', but for more flexibility and reporting metrics the 'Report Builder' feature allows bespoke reports to be built exactly as required.